

# Lesson Plan – Bonfire, Firework and Anti-Social Behaviour Education for Primary School

## Session Summary

To introduce the audience to key messages which include advice on staying safe around bonfire night, firework events and Halloween.

## Objectives

1. To be able to highlight the dangers of fireworks and bonfires.
2. To know and understand how to stay safe when out and about during the bonfire and Halloween period.
3. What anti-social behaviour is, including starting fires on purpose, hoax calls and attacks on firefighters.
4. The law and consequences of anti-social behaviour.

## Delivery Guide




The “Bonfire Safety” video is a drama based on an actual incident that occurred over the bonfire and Halloween period. The aim of the video is to demonstrate numerous dangers during this period and promote areas of concern. It also covers key safety messages and areas of best practice.

***It should be emphasised to the audience prior to the video being played that this is a drama, no persons are actually hurt and that special effects and make up are used to replicate burns.***


The storyline shows two separate groups of youths, one aged around 14 and the older group are around 16 years of age.




# Lesson Plan

Presentation sections	Guidance notes
 <p><b>Slide 1</b></p> <p><b>30 seconds</b></p>	<p>This section is to provide the audience with an introduction on what will be discussed during the session -</p> <p><b>We will talk about:</b></p> <ul style="list-style-type: none"> <li>➤ The dangers of bonfires and fireworks.</li> <li>➤ How to stay safe during the bonfire and Halloween period.</li> <li>➤ What anti-social behaviour is, including starting fires on purpose, hoax calls and attacks on firefighters.</li> <li>➤ The law and consequences of anti-social behaviour.</li> </ul>
 <p><b>Slide 2</b></p> <p><b>1 minute</b></p>	<p>Go through the bullet points on the slide:</p> <ul style="list-style-type: none"> <li>➤ Remember fireworks are explosives and injure people every year.</li> <li>➤ Both bonfires and fireworks reach extremely hot temperatures (they can burn up to 2,000 degrees, that is 8 times hotter than your ovens at home).</li> <li>➤ It only takes a second for fireworks to burn into skin.</li> <li>➤ Bonfires can easily get out of control and be difficult to put out.</li> </ul> <p>Organised public displays are safer and have more spectacular displays. Greater Manchester Fire and Rescue Service's advice is to <b>attend an organised event</b>, but if you are going to have fireworks and bonfires in the garden here is some safety advice for you and your adults to follow, please listen carefully.</p>
 <p><b>Slide 3</b></p> <p><b>3 minutes</b></p>	<p>Explain that there are lots of ways to keep safe during the bonfire and Halloween period.</p> <p>Please always follow the firework code:</p> <ul style="list-style-type: none"> <li>➤ Only adults (18+) should light bonfires and fireworks.</li> <li>➤ Stand well back when watching bonfires and fireworks (e.g. 5 m - a car's length away- from bonfires for your own safety and to avoid injuries).</li> <li>➤ Always keep a few buckets of water and/or a hose pipe nearby.</li> <li>➤ Never return to a firework once it has been lit.</li> </ul>

	<ul style="list-style-type: none"> <li>➤ Never throw fireworks or aerosols into a bonfire <ul style="list-style-type: none"> <li>- Aerosol cans contain liquid made up of different chemicals. If the aerosol comes into contact with a fire then it will heat the liquid in the can, causing it to expand and then in some cases, explode. An exploding aerosol is unpredictable; you won't know which direction it will go and can travel for some distance, injuring anyone in its path.</li> </ul> </li> <li>➤ Check that no animals are hiding in the bonfire before lighting it.</li> <li>➤ Keep pets indoors (fireworks particularly can be frightening and distressing for animals).</li> <li>➤ Never put fireworks in pockets and never throw them.</li> </ul> <p>Direct audience to take these messages home to their adults and ask their adults to read and follow the firework code on our website.</p> <p>Remind audience what to do if their clothes catch fire:</p> <p>STOP – stop what you're doing and stay very still  DROP – drop to the floor.  ROLL – roll backwards and forwards until the flames are out</p>
--	--

 <p><b>Slide 4</b></p> <p><b>1 minute</b></p>	<p>Q: Ask the audience do they know what the term Anti-Social Behaviour means?</p> <p>Praise correct answers. Go through the slide.</p> <p>Anti-Social Behaviour is 'Acting in a way which can scare and hurt people or cause damage.'</p> <p>This can include:</p> <ul style="list-style-type: none"> <li>➤ Starting fires on purpose – such as wheelie bin or skip fires – People don't know what is already in that bin or skip, it could contain dangerous things such as chemicals which can make the fire worse and more dangerous. There are also harmful chemicals in the plastic of the bin itself, which is bad for the environment. Wheelie bin fires can spread to nearby buildings, which puts people and property at risk.</li> <li>➤ Hoax calls – a telephone call made to trick or deceive someone e.g. making a call to the emergency services when it is not a real emergency.</li> <li>➤ Attacks on firefighters.</li> <li>➤ Causing noise and disruption in a public place.</li> </ul>
--	--



## Slide 5

5 minutes

### Bonfire Safety Video

To play the video: Hover over the black box image and a play bar will appear. Click the play button.

**\*\*Prior to starting the video inform the children that they should watch and listen carefully as there will be some questions after the video\*\***

The video is a drama based on an actual incident that occurred over the bonfire and Halloween period. The aim of the video is to demonstrate numerous dangers during this period and promote areas of concern.

The storyline shows two separate groups of youths, one aged around 14 and the older group are around 16 years of age.

***Transcript available at the end of the lesson plan***



## Slide 6

4 minutes

The purpose of this section is to try and draw the key messages from the video out of the children by asking the 3 questions displayed on this slide.

Hold a discussion with the children based on the following questions including the key message you want the children to identify. The key messages are detailed underneath the questions below.

### **What did Danny's little sister remind you to do?**

- Fireworks and bonfires are dangerous no matter what age you are.
- Don't put yourself in danger – stay safe.
- Doesn't want any other family to go through what her family has been through.

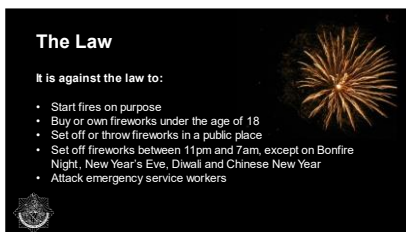
### **How has Danny and his friends been affected?**

- Danny – Injuries to face and possibly eyes. Injuries can take months and years of hospital treatment for burns, lasting scars – typically on parts of the body which were exposed such as hands, face, eyes.
- Friends who witnessed the incident – The incident was traumatic to see. How would you feel if you saw your friends being injured by flames or fireworks? Something they will remember for the rest of their lives.

**What can you do to make sure this doesn't happen to you?**

- Attend an organised event with family and friends.
- Organised public displays are safer and have more spectacular displays.

Danny experiences pressure from others to make him stay with the bonfire when the aerosol is thrown in. Don't be pressured by others to do anything you are not comfortable with – walk away and tell an adult.



**Slide 7**

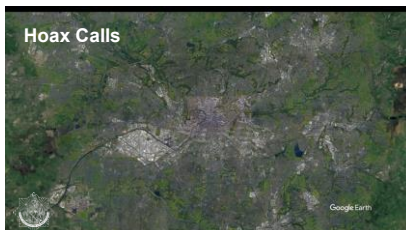
**1 minute**

Go through the Law slide:

Remember it is against the law to:

- Start fires on purpose.
- Buy or own fireworks under the age of 18.
- Set off or throw fireworks in a public place.
- Set off fireworks between 11pm and 7am, except on Bonfire Night, New Year's Eve, Diwali and Chinese New Year.
- Attack emergency service workers.

Explain to the audience that we will shortly be going through the consequences if someone was to take part in anti-social behaviour. The next video is about hoax calls.



**Slide 8**

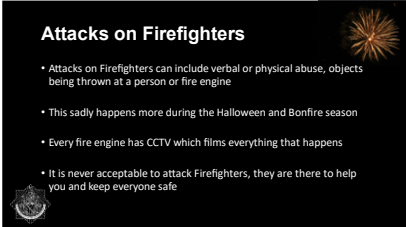
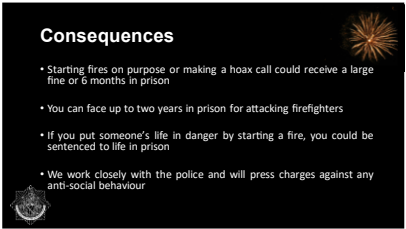
**2 minutes**


Play the google earth video on the slide by hovering over it and clicking the play button. \*This is just an example and not based on a real incident.\*

While the video is playing, explain to the audience what is happening: Whilst firefighters are at their station they receive a call out for an incident. It's actually a hoax call, but they are not aware of this until they arrive and there's no fire. Whilst attending the hoax call they receive another call to a different address, which is a real fire. This means they have further to travel to reach the actual fire, which puts peoples lives at risk.

We can't be in 2 places at once. This is the same if anyone makes a hoax call to the emergency services. You may not realise that:

- All 999 hoax calls are traced and recorded.
- Hoax call and anti-social behaviour information is given to the police for further action.

	<ul style="list-style-type: none"> <li>➤ Firefighters can risk their lives attending every incident, including hoax calls.</li> <li>➤ When our firefighters are attending a hoax call, they cannot be at a real emergency – ‘next time it could be your family who need our help’, so think before making a hoax call.</li> </ul>
 <p><b>Attacks on Firefighters</b></p> <ul style="list-style-type: none"> <li>• Attacks on Firefighters can include verbal or physical abuse, objects being thrown at a person or fire engine</li> <li>• This sadly happens more during the Halloween and Bonfire season</li> <li>• Every fire engine has CCTV which films everything that happens</li> <li>• It is never acceptable to attack Firefighters, they are there to help you and keep everyone safe</li> </ul> <p><b>Slide 9</b></p> <p><b>1 minute</b></p>	<p>Attacks on firefighters and fire engines (this is a type of anti-social behaviour).</p> <p>This could include verbal or physical abuse, objects being thrown at a person or fire engine. There are laws in place which cover crimes such as causing harm to a worker or criminal damage to equipment i.e. fire engine. This sadly happens more during the Halloween and Bonfire season. Every fire engine has CCTV which films everything that happens.</p> <p>Fire engines have been hit in the past, which means that the engine can no longer be in use, until fixed.</p> <p>Firefighters have also had objects thrown at them in the past, which could injure our firefighters, meaning they need hospital treatment and not being able to work.</p> <p>It is never acceptable to attack firefighters, they are there to help you and keep everyone safe and this is the same for any other emergency service workers.</p>
 <p><b>Consequences</b></p> <ul style="list-style-type: none"> <li>• Starting fires on purpose or making a hoax call could receive a large fine or 6 months in prison</li> <li>• You can face up to two years in prison for attacking firefighters</li> <li>• If you put someone's life in danger by starting a fire, you could be sentenced to life in prison</li> <li>• We work closely with the police and will press charges against any anti-social behaviour</li> </ul> <p><b>Slide 10</b></p> <p><b>1 minute</b></p>	<p>Anti-Social Behaviour is serious and could impact your future.</p> <p>The consequences are:</p> <ul style="list-style-type: none"> <li>➤ Starting fires on purpose or making a hoax call could receive a large fine or 6 months in prison.</li> <li>➤ You can face up to two years in prison for attacking firefighters.</li> <li>➤ If you put someone's life in danger by starting a fire, you could be sentenced to life in prison.</li> <li>➤ We work closely with the police and will press charges against any anti-social behaviour.</li> <li>➤ Our Fire Investigation Team are committed to finding those who start fires on purpose.</li> </ul> <p>Always think about the consequences.</p>

 <p><b>Slide 11</b></p> <p><b>30 seconds</b></p>	<p>Never put yourselves in situations that may be dangerous. Think about the consequences of what could happen and how you and others may be affected.</p> <p>Encourage learners to have a safe time during Halloween and Bonfire season.</p> <p>Please attend an organised event!</p> <p>Direct the audience to the website more information <a href="http://www.safe4autumn.com">www.safe4autumn.com</a></p> <p>Thank the audience for listening.</p>
---	---

**Total Time: 20 minutes**

**Presenter to inform teachers of our Bury Safety Centre training site, if they are not already aware. To find out more and to book a visit share the website for Bury Safety Centre: <https://safetycentre.manchesterfire.gov.uk/>**

Programme of Study for PSHE Education:  
Respecting self and others and Shared responsibilities section

- KS1 R22. about how to treat themselves and others with respect; how to be polite and courteous. L1. about what rules are, why they are needed, and why different rules are needed for different situations.
- KS2 R31. to recognise the importance of self-respect and how this can affect their thoughts and feelings about themselves; that everyone, including them, should expect to be treated politely and with respect by others (including when online and/or anonymous) in school and in wider society; strategies to improve or support courteous, respectful relationships. L1. to recognise reasons for rules and laws; consequences of not adhering to rules and laws.

Being respectful of firefighters and the community. Rules and consequences of setting fires and making hoax calls.

### **Slide 5. Bonfire Safety Video Transcript**

*[Music]*

[Title screen appears showing '6<sup>th</sup> November, 7pm, Olivia Jones, Age 11'. Then fades to a kitchen with a young girl sat at the table speaking to camera.]

It seems to me no matter what age you are, fireworks and bonfires are really dangerous.

*[Music]*

[Fades to screen, with the text 'This is my brother Danny'. Then cuts to scene with a young boy laid in a hospital bed with burns on his face]

That's my big brother and he's in a bad way.

What's going on?

[Shot zooms out to show hospital staff working around Danny.]

Okay Danny, my name's Dave I'm one of the doctors here and I'm going to be looking after you. I don't want you to worry. What we're going to do is we're just going to put an oxygen mask on. I'm going to cut this jumper off and attach some leads. Okay, and then we're going to give you something for the pain.

Okay this might feel a little cool on your skin Danny. Don't be worried. Pop this mask over your face Danny, keep it nice and cool.

[Fades to white screen.]

We don't really know what's happened.

*[Rewinding sound effect]*

[Sped up images of Danny in hospital bed, showing in reverse him coming into the hospital and then an explosion in front of a bonfire.]

*[Sound of explosion]*

[Scene with Danny speaking to his Mum at the front door, as he walks away with his friends.]

See you later Mum. Bye love, be careful.

I will.

[Scene moves into the house with Danny's Mum and his sister.]

Mum why doesn't he want to come to the park with us and watch the fireworks?

He's a big lad now Liv, he's at that age where he wants to be with his friends. He's sensible and they are a good bunch. Don't worry, you'll have a good time too.

[Scene moves to Danny and his friends walking, in the dark, through a park area. There is another group of older teenagers in the park, with their faces covered, hanging around a bonfire.]

Here we go.

Here, lad. Lad.



Come here a minute lad.

[One of the older teenagers walks up to Danny, encouraging him to stay close to the bonfire.]

Come here lad, don't worry about it.

*[Dramatic music building up]*

[The older teenager throws an aerosol onto the bonfire, which then explodes, throwing Danny backwards.]

*[Sound of explosion]*

[Scene cuts to Danny's friends running towards him, then making a phone call.]

Quick phone an ambulance.

Ambulance, quick.

*[Sound of a big gasp]*

[Scene cuts to point of view of Danny, laid on his back in an ambulance, looking up at an ambulance staff member.]

You okay Danny? We'll be there soon.

*[Dramatic music]*

[Scene cuts to ambulance staff member wheeling Danny into the hospital on a stretcher bed and into a room full of hospital staff.]

One, two, three, slide.

Okay Danny, you're in the hospital now. You're safe. Okay Danny, you're just going up a little bit. Let's switch him over onto the oxygen.

Danny I'm just going to cut your top off, okay, and have a little look at you and see if you've got any burns on your chest.

*[Beeping noise]*

[Scene cuts to Danny laid in the hospital bed, speaking to his Mum at the side of him.]

They've said you're going to need skin grafts. It's really going to help with the scarring.

I just wish it never happened.

It's okay love.

*[Dramatic music]*

[Scene cuts to white background with the text – You have been watching a drama. However everything that happened took place in real life on Merseyside.]

[Scene then cuts to Danny's sister, in the kitchen, speaking to camera.]

Don't put yourself in danger, stay safe.

*[Dramatic music]*

[On screen shows the text: The message is simple. Fires and fireworks are dangerous. Why would you risk serious injury? Or even death.]

[Scene cuts back to Danny's sister, in the kitchen, speaking to camera.]

I don't want any other family to go through what we've been through.

[Closing shots show the text 'with kind permission from Merseyside Fire and Rescue Service [www.merseyfire.gov.uk](http://www.merseyfire.gov.uk). Have a safe and enjoyable Halloween and Bonfire Night. Please attend an organised event.]

**End of transcript**