



**GREATER  
MANCHESTER**  
FIRE AND RESCUE SERVICE

# Home Fire Safety

## Advice to Households



We provide home fire safety advice to keep you safe at home.

If you are concerned about your fire safety, or the fire safety of others, please visit our website below to complete our online assessment for personalised advice or to find out if you are eligible for a Home Fire Safety Assessment.



[manchesterfire.gov.uk](http://manchesterfire.gov.uk)

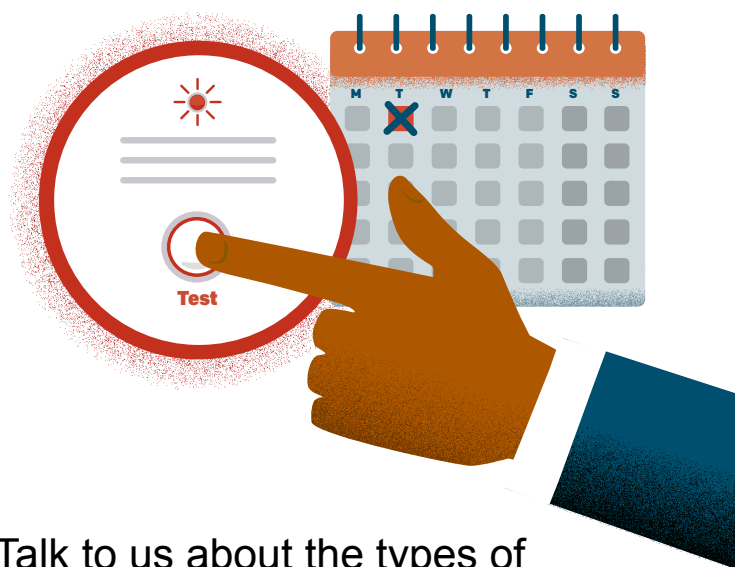
Scan here

Fire and Rescue Services know that your health, daily activities, and home environment all impact on your risk of having a fire and your ability to escape if a fire starts. Our Home Fire Safety Assessments consider all of these things so that the fire safety advice we give is right for you.

There are plenty of ways to keep you and your household safe from the risk of fire in your home. Having a Home Fire Safety Assessment, staying well and following the advice in this booklet will help you to reduce the risks and stay safe.

## Smoke and Heat Alarms

- Fit at least one working smoke alarm on every level of your home and a heat alarm in your kitchen.
- Test your alarms at least monthly.
- Gently vacuum your alarms every 3 months and wipe over with a cloth to remove any dust.
- Change the batteries once a year (unless you have a ten year alarm).
- Replace the whole unit every ten years.



- Talk to us about the types of smoke alarms that are available.

Also, remember to fit a carbon monoxide (CO) detector in your home.

**Test your smoke and heat alarms at least monthly**

# Cooking and Kitchen Safety



- Never leave cooking unattended.
- Never fill a pan more than one third full of fat or oil.
- Never cook if you've taken medication, drugs or alcohol that make you tired or drowsy.
- Never use oxygen equipment whilst cooking or near a naked flame.
- If clothes catch fire, don't run. Remember 'stop, drop and roll'.
- Avoid the use of chip pans or deep frying using a pan of oil or fat on the hob. Try oven alternatives or use a thermostatically controlled fryer.



- Keep ovens, hobs, grills, toasters and microwaves clean. Fat, crumbs and grease can easily catch fire.
- Keep electrical leads, tea towels, paper, curtains and other items away from cookers, grills and toasters.
- Take care if you are wearing loose clothing, such as a sari or nightgown, as they can easily catch fire.
- Heat alarms are available to fit in your kitchen, to provide an early warning of fire.

## If a pan catches fire:

1. Don't tackle the fire yourself and never throw water over it
2. Turn off the heat – but only if it's safe to
3. Leave the room and close the door. Get out, stay out and call 999

# Smoking

- Quitting smoking or having a smokefree home are the best ways to reduce a smoking related fire at home.
- Stub your smoking material out properly and dispose of it carefully.
- Use a heavy, wide-bottomed ashtray.
- Never smoke in bed. It's easy to fall asleep with a cigarette burning.
- Never smoke if you've taken medication, drugs or alcohol that make you tired or drowsy.
- Keep matches and lighters away from children.
- Never smoke, or let someone else smoke in the same room as you, when medical oxygen equipment is being used.
- Never smoke if you, or anyone near you, are using emollient creams or products in contact with fabric, clothes, dressings or bedding. This includes paraffin-based and paraffin-free products.
- Only buy legally manufactured cigarettes.




# Candle Safety

- Try using an LED (Light-Emitting Diode) candle instead.
- Always use candle holders – never put tea lights on plastic surfaces such as TVs and baths.
- Never burn candles within reach of children and pets.
- Never leave a lit candle unattended. Extinguish candles properly.
- Keep candles out of draughts and away from curtains and other fabrics.



# Electrical Safety

- Only buy electrical goods that have a British UKCA or European safety mark CE.
- Use the right fuse in the plug of your devices or appliances, to prevent overheating.
- Follow the manufacturer's instructions, use the correct charger and ensure it has a CE or UKCA mark, when charging electrical devices.
- Never use electrical appliances, such as tumble dryers, washing machines or dishwashers, when you go out or when you go to bed.



- Keep to one plug per socket. If you need to use a plug adaptor do not overload it with devices that add up to more than 13 AMPS of power.
- Check cables for damage and do not run cables under rugs or carpets.
- Never overcharge electrical devices or leave them charging when you go to bed.


Register electrical appliances with the manufacturers or at [registermyappliance.org.uk](https://www.registermyappliance.org.uk) to receive any updates or safety information, or visit [electricalsafetyfirst.org.uk/guidance](https://www.electricalsafetyfirst.org.uk/guidance) for more information

## Fires and Heaters

- Never sit too close to fires or heaters – your clothing or chair could catch fire. Sit at least 1 metre (3 feet) away.
- Use a fireguard, particularly in homes with open fires or where there are children or pets.
- Keep heaters away from curtains and furniture.
- Make sure that fires are out or switched off before going to bed or leaving the property.
- Never use heaters for drying clothes.
- Make sure heaters and fires are serviced regularly and are in good working order. Make sure they are clean before use.


# Preventing Deliberate Fires and Crime

- Wheelie bins can be used as a target for deliberate fire setting. Keep them in a secure place and, if possible, at least 1 metre (3 feet) away from your property.
- Only put the bin out when it is due for collection and put it away as soon as possible after collection.
- Never leave out any loose refuse or other materials that could be used to start deliberate fires on your property. Ensure they are stored in a secured area.
- Report any incidents or threats of deliberate fire setting or crime to the police. In the event of an emergency call **999**.
- If you feel at risk of deliberate fire setting, you can also contact us for advice.



We have a free, confidential programme offering education and advice to anyone aged 17 years and under, who may be exhibiting signs of fire setting behaviour. To refer someone to us telephone **0800 555 815**

# Escape Planning



- Make an escape plan that everyone in the household understands.
- In the event of a fire get everyone together if possible. Escape through your nearest exit, if safe to do so. Call 999 and stay out of the property.
- If your escape routes are blocked get everyone into a safe room, preferably with a window. Shut the door and call 999.
- Only try and escape through a window if you have no other option, your escape route is blocked and you're on the ground or first floor (under 3 metres in height). If you're higher up, wait to be rescued by Firefighters.
- If you live in a block of flats, check with your landlord to find out the emergency arrangements for your building.

## Bedtime Checklist

- Put candles and cigarettes out properly
- Check your cooker is turned off
- Turn fires and heaters off and put up fireguards
- Make sure exits are kept clear
- Turn off the washing machine, dishwasher and tumble dryer
- Turn off and unplug electrical appliances unless they are designed to be left on – like your freezer
- Keep door and window keys in a safe place, away from the door itself, but where you would be able to reach them on your escape route. Tell members of your household where they are
- Close inside doors at night to stop a fire from spreading
- Take your mobile phone to bed with you in case of emergencies



# Start Well, Live Well, Age Well

Smoking, drug and alcohol use, physical and mental health problems or a poorly maintained home can all increase your risk of having a fire. Looking after your wellbeing and making positive choices will reduce the risk and help you to maintain health and independence.

**For further advice visit [nhs.uk/live-well](https://nhs.uk/live-well)**

Our fire safety advice is for all our communities, regardless of race, faith, age, sexual orientation, disability or gender identity.

## Age UK

0800 678 1602

[ageuk.org.uk](https://ageuk.org.uk)

## Carers UK

020 7378 4999

[carersuk.org](https://carersuk.org)

## Citizens Advice

[citizensadvice.org.uk](https://citizensadvice.org.uk)

## Domestic Abuse Helplines

**Women and children:**

0808 2000 247

**Men:** 0808 801 0327

## Drinkline

(Confidential helpline)

0300 123 1110

## FireStoppers

0800 169 5558

[firestoppersreport.co.uk](https://firestoppersreport.co.uk)

## Gas Safe Register

[gassaferegister.co.uk](https://gassaferegister.co.uk)

## Greater

## Manchester Police

101 (Non-emergency)

[gmp.police.uk](https://gmp.police.uk)

## Greater Manchester Victims' Services

0161 200 1950

[gmvictims.org.uk](https://gmvictims.org.uk)

## Helping Hand

(Advice for people affected by the cost of living rise)

[greatermanchester-ca.gov.uk/helping-hand](https://greatermanchester-ca.gov.uk/helping-hand)

## Hoarding UK

020 3239 1600

## LGBT Foundation

[lgbt.foundation](https://lgbt.foundation)

## National Gas

## Emergency Hotline

0800 111 999

## NHS

111 (Non-emergency)

[nhs.uk](https://nhs.uk)

## Samaritans

116 123

[samaritans.org](https://samaritans.org)

## Stop Smoking –

## Greater Manchester

[makesmokinghistory.co.uk](https://makesmokinghistory.co.uk)

## Greater Manchester Fire and Rescue Service

Protecting communities, working together, saving lives

Visit [manchesterfire.gov.uk](https://manchesterfire.gov.uk) | Follow [@manchesterfire](https://twitter.com/manchesterfire)    

If you do not have access to the internet, call **0800 555 815**